

SymbianGuru.com Your guru in mobile software.


[www.symbianguru.com](http://www.symbianguru.com)

[support@symbianguru.com](mailto:support@symbianguru.com)

# **SpeedDial+ v 1.0**

**by SymbianGuru**

## **User Manual**




SymbianGuru.com Your guru in mobile software.

[www.symbianguru.com](http://www.symbianguru.com)

[support@symbianguru.com](mailto:support@symbianguru.com)

## Index

Index.....	2
General description .....	3
How to register SpeedDial+ .....	4
How to install SpeedDial+ .....	4
Working with SpeedDial+.....	4
How to start .....	4
General information .....	4
New combination .....	5
Edit combination.....	7
Delete combination .....	8
Application in action.....	8
SpeedDial+ Settings.....	8
How to uninstall SpeedDial+ v 1.0.....	9
SpeedDial+ Support .....	9



SymbianGuru.com Your guru in mobile software.

[www.symbianguru.com](http://www.symbianguru.com)


[support@symbianguru.com](mailto:support@symbianguru.com)

## General description

**SpeedDial + Software** allows to program number button combinations of the keyboard to perform different actions on the mobile. This will make the work your mobile phone faster and more efficient.

Version 1.0 SpeedDial+ is compatible with **Series 60.3 and Series 60.5 Symbian** smartphones:

Nokia 3250	Nokia N73
Nokia 5320 Xpress Music	Nokia N73 Music Edition
Nokia 5500	Nokia N75
Nokia 5700 Xpress Music	Nokia N76
Nokia 5730	Nokia N77
Nokia 6120 Classic	Nokia N78
Nokia 6121 Classic	Nokia N79
Nokia 6124 Classic	Nokia N80
Nokia 6110 Navigator	Nokia N81
Nokia 6210 Navigator	Nokia N81 8GB
Nokia 6220 Classic	Nokia N82
Nokia 6650	Nokia N85
Nokia E50	Nokia N91
Nokia E51	Nokia N91 8GB
Nokia E60	Nokia N92
Nokia E61	Nokia N93
Nokia E61i	Nokia N93i
Nokia E62	Nokia N95
Nokia E63	Nokia N96
Nokia E65	Nokia N96-3
Nokia E66	Nokia N97
Nokia E70	Nokia 5800 Xpress Music
Nokia E71	Samsung SGH-i520
Nokia E90 Communicator	LG JoY
Nokia N71	



SymbianGuru.com Your guru in mobile software.

[www.symbianguru.com](http://www.symbianguru.com)

[support@symbianguru.com](mailto:support@symbianguru.com)

## How to register SpeedDial+

The trial version of the software is limited to 10 days. During 10 days you can test the application with full features. After 10 days you will not be able to launch the application unless registered.

The full version of the software is obtained by a license code provided upon purchase. The license code is based on the unique IMEI provided and the application can be used exclusively on the device it is licensed for. The license cannot be retrieved and applied to other devices.

## How to install SpeedDial+

Please transfer the .SIS file to your mobile phone via Bluetooth, IRDA or Cable. After that follow the installation instructions on the mobile screen. You may install this software either on your phone memory or your MMC.

## Working with SpeedDial+

### *How to start*


SpeedDial+ application can be opened in following ways (depending on the phone):

- Clicking on the Menu button → SpeedDial+
- Clicking on the Menu button → My Own/Programs → SpeedDial+

### *General information*

SpeedDial+ application allow to create number button combinations with the help of which you can easily open any application, make a phone call or send SMS to a desired recipient using a single key combination. You may create as many combinations as your phone allows. The number of these combinations is unlimited.

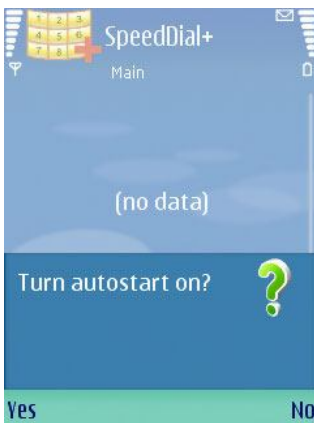
At the first application start you will be prompted to turn the Autostart option On. This means that application will be started every time the phone starts, so you will not have to start it manually each time. You will be able to change this option when choosing the Setting button.



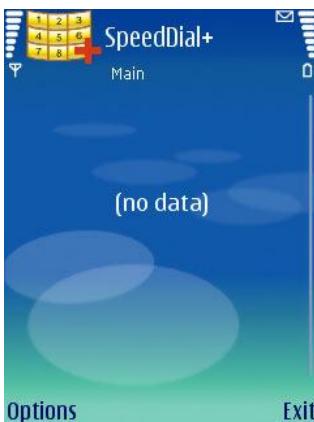
SymbianGuru.com Your guru in mobile software.

[www.symbianguru.com](http://www.symbianguru.com)

[support@symbianguru.com](mailto:support@symbianguru.com)



Opening the application for the first time you can see the main screen with the “no data” text on it.




To start using the application you have to click left soft key Options of the main screen. Having done this you will see the list of items, containing those for creating new shortcut combination, Settings and Help.

### ***New combination***

To create a new combination you have to click left soft key Options → New.

To get the newly-created combination you have to fill in the following fields:



SymbianGuru.com Your guru in mobile software.

[www.symbianguru.com](http://www.symbianguru.com)


[support@symbianguru.com](mailto:support@symbianguru.com)



- **Short Number** (enter the number combination which will be used to do the predefined action)
- **Type** (select the appropriate type for the new combination from the list)

The application supports the following shortcut types:

- *Shortcut to an application* (launches the selected application)
  - *Shortcut to a document like Word, Sheet etc.* (launches directly selected file)
  - *Shortcut for an entry from the contact database* - Phone number (directly calls the selected contact)
  - *Shortcut for an entry from the contact database* - SMS (directly opens the SMS editor with the selected contact)
  - *Shortcut for an entry from the contact database* - MMS (directly opens the MMS editor with the selected contact)
  - *Shortcut for an entry from the contact database* - Email (directly opens the Email editor with the selected contact)
  - *Shortcut for an entry from the contact database* (directly opens the selected contact in the built-in Contact database)
  - *Shortcut for an internet website* (directly opens the built-in internet browser with the pre-defined http address)
  - *Shortcut for Bluetooth status change* (changes BT to the status selected)
- **Application /File/BT status/number:** this field has different names according to your selection in the previous field. Here you can select what file/application/number should be opened on shortcut entering.



SymbianGuru.com Your guru in mobile software.

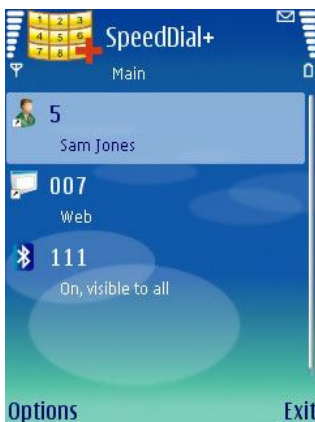
[www.symbianguru.com](http://www.symbianguru.com)

[support@symbianguru.com](mailto:support@symbianguru.com)

**Note:** shortcut combinations are composed of more than 1 number key as this can duplicate the speed dial numbers. In order to launch the software or to send the SMS message you need to enter the number combination and press Dial button.

- **Display name** (to enter your unique name of the new number combination. If you do not enter the name, the default name will be taken, you can change it any time later.)

After having created at least one new shortcut combination you can see it on the main screen of the application; the main screen will have the following view:




Choosing the left soft key of the main screen you can perform following actions:

- Edit (to change already existing fields in the combination records)
- New (to create new combination)
- Delete (to remove the current combination record)
- Delete all (to remove all combination records)
- Register (to enter registration code)
- Buy (to purchase the SpeedDial+ application online)
- Settings (to adjust all the software settings)
- Help (contains all necessary information for navigation across the application)
- About (contains brief information about the developer)
- Exit (exits the application)

### ***Edit combination***

Here you can change already existing fields in the already created number combinations.



SymbianGuru.com Your guru in mobile software.

[www.symbianguru.com](http://www.symbianguru.com)

[support@symbianguru.com](mailto:support@symbianguru.com)

## ***Delete combination***

Using this item you can remove any current number combinations from the list of available.

## **Application in action**

SpeedDial+ application is available for the full range of applications, phone settings, web pages and contact actions. This software helps you to make your work with mobile phone quick and effective.

SpeedDial Plus can be used anywhere in the mobile phone.

If you want to launch the application, send the SMS or MMS message, send e-mail or change the Bluetooth status you should enter the appropriate number combination and press the Dial button. All you need is to create the speed dial number combinations for the most high frequency programs or high-usage tools. You can easily launch the message editor with frequently used recipient with the number inside. This software save your time and makes your work with mobile phone much more pleasant.


## **SpeedDial+ Settings**

You can access Settings of SpeedDial+ clicking left soft key Options → Settings:



Settings contain the following items:

- Active – here you can activate or deactivate the SpeedDial+ application



SymbianGuru.com Your guru in mobile software.

[www.symbianguru.com](http://www.symbianguru.com)

[support@symbianguru.com](mailto:support@symbianguru.com)

- Autostart – here you should define the autostart option; you can turn it on or off.

## **How to uninstall SpeedDial+ v 1.0**

In order to uninstall SpeedDial+, please go to the Menu → System → Applications Manager, choose the SpeedDial+ Application from the list and uninstall it in the usual way.

## **SpeedDial+ Support**

If you have any questions or concerns regarding the programm, please contact us at [support@symbianguru.com](mailto:support@symbianguru.com). Our experienced support team is always ready to help you.